

14AGC MAG 7/8U CI

Meet Results

May 21 - Jun 1, 2014

Men / 7U / All Ages

Session: 02M







Judge's Signatures

Rank	Num	Name	Gym							AA
1	1034	Benjamin Foster	NSW	10.033 4	8.433 16	10.400 1T	9.600 5T	10.333 1	10.333 1T	59.132 1
2	1139	Nicholas Matthews	SA	9.566 11T	9.633 5	9.766 8	9.833 1T	9.833 6T	10.333 1T	58.964 2
3	1215	Jeremy Choong	WA	10.000 5	10.200 2	10.266 3	9.833 1T	9.966 5	8.666 20	58.931 3
4	1092	Brayden Martin	QLD	10.233 1	9.133 10	10.166 4	9.533 7T	9.233 16	9.100 13	57.398 4
5	1140	Jesse Moore	SA	9.100 18T	9.666 4	9.000 17	9.633 4	10.300 2T	9.666 6	57.365 5
6	1062	Daniel Stoddart	NZ	9.566 11T	8.733 14	9.566 12	9.600 5T	10.266 4	9.633 7	57.364 6
7	1170	Joshua Walker	VIC	9.433 16	9.200 9	9.500 13	9.300 12T	10.300 2T	9.433 10T	57.166 7
8	1094	Eddie Thompson	QLD	10.066 3	7.200 25	10.400 1T	9.433 10	9.800 8	9.433 10T	56.332 8
9	1038	Ethan Princena-White	NSW	9.100 18T	10.233 1	8.433 26	8.200 42T	9.833 6T	10.200 4	55.999 9
10	1216	Kian Henderson	WA	8.266 27T	9.500 6	9.933 6	8.900 26T	9.666 10T	8.700 19	54.965 10
11	1089	Kaleb Carson	QLD	9.766 7	7.700 21	9.900 7	9.066 22T	9.533 12	8.733 18	54.698 11
12	1007	Jonathan Allen	ACT	9.666 9	9.300 7	8.400 27	8.833 29	8.000 32	10.266 3	54.465 12
13	1093	Joshua Swanepoel	QLD	9.600 10	9.233 8	9.666 11	9.266 14T	8.633 26	7.600 29T	53.998 13
14	1036	Ewen Mcconville	NSW	9.500 14	9.066 11	10.000 5	8.933 25	8.466 28T	7.933 27	53.898 14
15	1013	Blair Ray Stewart	ACT	9.466 15	7.500 22	8.166 30	8.900 26T	9.733 9	10.100 5	53.865 15
16	1165	Jack Harvey	VIC	8.533 23	9.700 3	8.666 20	9.533 7T	9.400 13	7.366 32T	53.198 16
17	1137	Calvin Currie	SA	9.800 6	8.133 19	8.133 31	8.600 33T	9.666 10T	8.833 16	53.165 17
18	1153	Oliver Dalco	TAS	10.100 2	6.600 30	8.500 21T	9.100 18T	9.166 17	9.133 12	52.599 18
19	1095	Hugo Veerman	QLD	8.233 30	8.966 12	8.466 24T	8.566 35T	9.333 15	8.900 15	52.464 19
20	1138	Adam Gibson	SA	7.233 41	8.700 15	9.733 9	9.200 17	7.133 40	9.500 8T	51.499 20
21	1014	Ky Trotter	ACT	6.866 43T	8.866 13	8.233 29	8.366 40	8.466 28T	9.500 8T	50.297 21
22	1035	Joel Gaal	NSW	9.700 8	8.233 18	8.500 21T	8.200 42T	7.033 41T	8.466 22	50.132 22
23	1088	Jack Burt	QLD	7.866 35	7.733 20	9.700 10	9.066 22T	6.666 45	8.966 14	49.997 23
24T	1090	Ethan De Beer	QLD	8.166 31T	8.400 17	9.100 14T	9.100 18T	9.066 18	5.800 41	49.632 24T
24T	1037	Warner Parsons	NSW	7.600 38T	7.400 24	8.700 19	9.066 22T	8.700 25	8.166 25	49.632 24T

14AGC MAG 7/8U CI

Meet Results

May 21 - Jun 1, 2014

Rank	Num	Name	Gym							AA
26	1039	Cooper Wilson	NSW	8.500 24	7.066 27	9.100 14T	9.300 12T	8.500 27	7.100 35	49.566 26
27	1166	Benjamin Lammardo	VIC	7.066 42	6.200 33	9.100 14T	8.900 26T	9.366 14	8.800 17	49.432 27
28	1168	Benjamin Rogers	VIC	8.900 21T	5.900 36	7.866 33	8.266 41	8.400 30	8.633 21	47.965 28
29	1033	Austin Follett	NSW	7.566 40	6.700 29	8.466 24T	8.733 30T	8.866 19	7.600 29T	47.931 29
30	1008	Riley Bacon	ACT	8.900 21T	6.766 28	7.300 38	9.233 16	7.200 39	8.000 26	47.399 30
31	1091	James Hardy	QLD	8.966 20	5.566 39	8.266 28	8.633 32	7.433 38	8.366 23	47.230 31
32	1141	Travis Williams	SA	9.166 17	6.166 34	7.400 37	9.500 9	8.833 20	5.600 43	46.665 32
33	1164	William Haines	VIC	6.700 45	4.000 44	8.900 18	9.833 1T	8.766 21T	8.233 24	46.432 33
34	1169	Kipp Smith	VIC	8.266 27T	6.500 31	7.066 40	8.166 44	8.100 31	7.833 28	45.931 34
35	1015	Jeremy Blick (Reserve)	ACT	8.266 27T	7.466 23	6.800 42	8.600 33T	7.600 37	6.566 39	45.298 35
36	1097	Noah Cody-Byfield (Reserve)	QLD	7.633 37	5.600 38	6.866 41	9.100 18T	7.833 33	7.233 34	44.265 36
37	1163	Jordan Fitzsimons	VIC	7.766 36	6.400 32	7.733 34T	8.733 30T	7.700 34	5.733 42	44.065 37
38	1010	Lachlan Hayward	ACT	8.300 26	5.700 37	7.100 39	8.566 35T	7.666 35	6.500 40	43.832 38
39	1012	William Kirk	ACT	7.900 34	5.033 42	6.433 43	8.400 39	8.766 21T	6.966 36	43.498 39
40	1167	Conor McGillivray	VIC	9.566 11T	7.100 26	8.500 21T	9.100 18T	8.766 21T	— 45	43.032 40
41	1096	Lawrence Burton (Reserve)	QLD	6.866 43T	5.266 41	8.000 32	9.266 14T	6.866 44	6.700 38	42.964 41
42	1040	Aleksandr Nicol (Reserve)	NSW	8.166 31T	6.033 35	6.366 45	7.366 45	7.033 41T	7.600 29T	42.564 42
43	1009	Liam Bowron	ACT	8.366 25	5.333 40	7.733 34T	8.533 37	8.733 24	3.733 44	42.431 43
44	1032	Couper Baskus	NSW	7.600 38T	4.900 43	6.400 44	8.433 38	6.900 43	7.366 32T	41.599 44
45	1011	David Kidd	ACT	7.933 33	2.333 45	7.500 36	9.400 11	7.633 36	6.766 37	41.565 45