

# 14AGC MAG CI







## MAG Level 8 Open Day Standings

May 21 - Jun 1, 2014

Page: 1  
Printed: 5/23/2014 11:45:05 AM

Men / 80 / All Ages  
Session: 07M

Judge's Signatures







Rank	Num	Name	Gym							AA
1	1101	Jean Nick	QLD	Diff: 4.100	4.500	4.300	3.000	4.000	3.800	
				Exec: 9.150	6.750	8.600	8.366	9.500	8.100	
				ND: _____	_____	_____	-0.300	_____	_____	
				Final: 13.250	11.250	12.900	11.066	13.500	11.900	73.866
				Place: 6	9T	3	24T	1	1	1
2	1099	Jack Glendenning	QLD	Diff: 4.500	3.400	2.300	3.600	4.100	2.600	
				Exec: 8.850	8.700	9.400	8.933	9.150	8.100	
				ND: _____	_____	_____	_____	_____	_____	
				Final: 13.350	12.100	11.700	12.533	13.250	10.700	73.633
				Place: 5	1	8	7	2	15	2
3	1227	Jack Rowell	QLD	Diff: 4.400	3.200	3.400	3.900	3.600	2.300	
				Exec: 8.650	8.100	8.433	8.866	9.500	9.050	
				ND: _____	_____	_____	_____	_____	_____	
				Final: 13.050	11.300	11.833	12.766	13.100	11.350	73.399
				Place: 8	6T	6	4	3	5	3
4F	1066	Daniel Price	NZ	Diff: 4.900	4.700	4.600	3.000	3.600	3.000	
				Exec: 7.500	8.100	7.433	9.100	9.450	7.850	
				ND: _____	_____	_____	_____	_____	_____	
				Final: 12.400	12.800	12.033	12.100	13.050	10.850	73.233
				Place: 15F	1F	5F	11F	4F	12F	4F
4F	1064	Frikkie Delport	NZ	Diff: 4.300	3.800	3.500	3.900	3.800	2.300	
				Exec: 8.600	7.350	8.933	9.133	8.900	8.750	
				ND: _____	_____	_____	-0.100	_____	_____	
				Final: 12.900	11.150	12.433	12.933	12.700	11.050	73.166
				Place: 11F	12F	4F	3F	6F	10F	4F
4	1043	Julien Horrocks	NSW	Diff: 4.100	3.100	3.500	4.000	3.400	2.300	
				Exec: 8.850	7.800	8.766	9.533	8.750	8.650	
				ND: _____	_____	_____	_____	_____	_____	
				Final: 12.950	10.900	12.266	13.533	12.150	10.950	72.749
				Place: 10	16	4	1	13	11T	4
5	1173	Brayden James	VIC	Diff: 4.800	3.500	3.300	3.600	4.100	2.900	
				Exec: 8.000	8.300	8.333	8.700	8.700	7.750	
				ND: _____	_____	_____	-0.100	_____	_____	
				Final: 12.800	11.800	11.633	12.200	12.800	10.650	71.883
				Place: 11	3	11	9T	4	16	5
6	1041	Rasmus Breth - Petersen	NSW	Diff: 3.700	3.000	3.300	2.800	3.600	3.200	
				Exec: 8.500	8.300	8.466	8.766	9.150	8.500	
				ND: _____	_____	_____	_____	_____	_____	
				Final: 12.200	11.300	11.766	11.566	12.750	11.700	71.282
				Place: 20T	6T	7	15T	5	2T	6
7	1172	Ben Holden	VIC	Diff: 3.600	3.500	4.500	3.900	4.200	2.600	
				Exec: 8.450	8.450	6.866	8.466	8.050	8.600	
				ND: _____	_____	_____	_____	_____	_____	
				Final: 12.050	11.950	11.366	12.366	12.250	11.200	71.182
				Place: 24T	2	15	8	11T	6*	7
8	1219	Elija Meegan	WA	Diff: 4.600	3.500	2.600	2.800	3.700	2.800	
				Exec: 8.950	7.450	8.866	8.600	8.250	8.650	
				ND: _____	_____	_____	_____	_____	_____	
				Final: 13.550	10.950	11.466	11.400	11.950	11.450	70.766
				Place: 3T	15	14	18	18T	4	8

# 14AGC MAG CI

## MAG Level 8 Open Day Standings

May 21 - Jun 1, 2014

Page: 2  
 Printed: 5/23/2014 11:45:05 AM  
 Men / 80 / All Ages  
 Session: 07M







Rank	Num	Name	Gym							AA
9F	1065	Damien Hewitt	NZ	Diff: 5.200	2.100	4.300	3.900	3.100	3.200	
				Exec: 8.500	7.200	7.433	9.533	9.200	8.750	
				ND: -0.100	-1.500		-0.100			
				Final: 13.600	7.800	11.733	13.333	12.300	11.950	70.716
				Place: 3F	29F	8F	3F	10F	1F	9F
9	1100	Thomas Harden	QLD	Diff: 4.100	4.200	3.400	3.000	3.300	2.000	
				Exec: 8.900	7.100	8.500	8.966	9.300	7.850	
				ND:						
				Final: 13.000	11.300	11.900	11.966	12.600	9.850	70.616
				Place: 9	6T	5	11	6T	22	9
10F	1063	Ashley Coudis-Bonniface	NZ	Diff: 4.300	3.400	4.400	3.900	3.400	2.000	
				Exec: 8.000	7.300	7.833	9.433	7.750	8.950	
				ND: -0.100						
				Final: 12.200	10.700	12.233	13.333	11.150	10.950	70.566
				Place: 20F	18F	5F	3F	28F	11F	10F
10	1102	Reece Pearce	QLD	Diff: 4.600	3.100	2.300	2.800	3.200	2.200	
				Exec: 9.150	8.100	8.333	8.866	9.200	8.650	
				ND:						
				Final: 13.750	11.200	10.633	11.666	12.400	10.850	70.499
				Place: 1	11	20	13	9	12T	10
11	1142	Stephen Moulds	SA	Diff: 4.200	3.000	2.800	3.900	3.200	2.700	
				Exec: 9.350	5.700	8.866	9.500	9.300	8.400	
				ND:				-0.500		
				Final: 13.550	8.700	11.666	13.400	12.000	11.100	70.416
				Place: 3T	26	9T	2	16T	9	11
12	1042	Mitchell Dawson	NSW	Diff: 3.200	3.300	3.400	3.900	3.700	2.200	
				Exec: 9.100	8.400	7.533	9.033	8.900	7.550	
				ND:						
				Final: 12.300	11.700	10.933	12.933	12.600	9.750	70.216
				Place: 18T	4	18	3T	6T	24	12
13	1098	Lucas Brankovich	QLD	Diff: 5.100	4.200	4.300	3.900	4.100	3.100	
				Exec: 8.600	4.950	7.233	8.666	8.200	7.750	
				ND:						
				Final: 13.700	9.150	11.533	12.566	12.300	10.850	70.099
				Place: 2	23T	13	5T	10T	12T	13
14	1218	Daniel Kural	WA	Diff: 4.000	3.900	4.800	2.800	3.500	2.400	
				Exec: 7.550	7.500	8.233	8.833	8.950	7.150	
				ND:			-0.100			
				Final: 11.550	11.400	13.033	11.533	12.450	9.550	69.516
				Place: 27T	5	1	17	8	25	14
15	1045	Bailey Sansom	NSW	Diff: 4.400	3.000	2.400	3.900	3.100	2.200	
				Exec: 8.750	8.000	7.366	8.666	7.900	8.600	
				ND:						
				Final: 13.150	11.000	9.766	12.566	11.000	10.800	68.282
				Place: 7	14	26	5T	28	14	15
16	1175	Todd Saunders	VIC	Diff: 3.200	2.700	2.500	3.000	2.700	2.700	
				Exec: 8.950	6.800	8.266	8.533	9.100	8.300	
				ND:			-0.300			
				Final: 12.150	9.500	10.766	11.233	11.800	11.000	66.449
				Place: 21	21T	19	21T	20T	10	16

# 14AGC MAG CI

## MAG Level 8 Open Day Standings

May 21 - Jun 1, 2014

Page: 3  
 Printed: 5/23/2014 11:45:05 AM  
 Men / 80 / All Ages  
 Session: 07M







Rank	Num	Name	Gym							AA
17	1046	Yi Heng Wang	NSW	Diff: 4.100	2.400	2.400	2.100	3.500	3.000	
				Exec: 8.250	7.150	8.600	9.500	6.900	8.700	
				ND: -0.300						
				Final: 12.050	9.550	11.000	11.600	10.400	11.700	66.300
				Place: 24T	20	17	14	30	2T	17
18	1174	Lorcan Reed	VIC	Diff: 4.400	3.200	2.500	3.000	3.300	2.700	
				Exec: 8.050	7.600	9.100	7.266	8.700	6.450	
				ND: -0.100						
				Final: 12.350	10.800	11.600	10.266	12.000	9.150	66.166
				Place: 16T	17	12	31	16T	27	18
19	1217	Benjamin Hamilton	WA	Diff: 2.800	3.100	2.400	2.000	3.800	2.200	
				Exec: 8.750	8.000	7.066	8.900	8.450	8.400	
				ND:						
				Final: 11.550	11.100	9.466	10.900	12.250	10.600	65.866
				Place: 27T	13	27	27	11T	17	19
20	1176	Atid Shahak	VIC	Diff: 4.700	2.500	2.300	2.000	3.100	2.200	
				Exec: 8.050	6.650	8.300	9.333	8.650	8.050	
				ND:						
				Final: 12.750	9.150	10.600	11.333	11.750	10.250	65.833
				Place: 12	23T	21T	19	22T	20	20
21	1017	Ryan Hanns	ACT	Diff: 4.000	3.200	2.200	2.400	3.300	2.200	
				Exec: 8.400	7.100	8.400	8.800	7.200	8.150	
				ND:						
				Final: 12.400	10.300	10.600	11.200	10.500	10.350	65.350
				Place: 15T	18	21T	23	29	19	21
22	1048	Robert Fassone (Reserve)	NSW	Diff: 3.500	2.900	2.300	2.000	3.500	2.800	
				Exec: 8.350	5.200	8.900	8.733	8.550	8.400	
				ND:			-0.100			
				Final: 11.850	8.100	11.200	10.633	12.050	11.200	65.033
				Place: 26	28	16	30	14T	6T	22
23	1016	Simon Bewick	ACT	Diff: 4.100	3.500	2.400	3.000	2.600	2.500	
				Exec: 8.500	7.750	7.000	7.766	8.950	7.000	
				ND:			-0.100			
				Final: 12.600	11.250	9.400	10.666	11.550	9.500	64.966
				Place: 14	9T	28	28T	25	26	23
24	1178	Paul Wiwatowski	VIC	Diff: 3.600	3.000	2.000	2.000	3.300	2.600	
				Exec: 8.500	7.100	8.200	9.066	7.900	7.600	
				ND:						
				Final: 12.100	10.100	10.200	11.066	11.200	10.200	64.866
				Place: 22T	19	24	24T	27	21	24
25	1177	Nicholas Silagy	VIC	Diff: 3.400	3.100	4.500	2.800	3.800	2.200	
				Exec: 7.050	5.300	8.500	8.233	8.150	7.600	
				ND:			-0.100			
				Final: 10.450	8.400	13.000	10.933	11.950	9.800	64.533
				Place: 31	27	2	26	18T	23	25
26	1018	Charlie Pocock	ACT	Diff: 4.100	3.200	2.300	3.000	3.700	2.800	
				Exec: 8.200	6.300	6.833	8.333	8.100	5.300	
				ND:			-0.100			
				Final: 12.300	9.500	9.133	11.233	11.800	8.100	62.066
				Place: 18T	21T	29	21T	20T	29	26

# 14AGC MAG CI

## MAG Level 8 Open Day Standings

May 21 - Jun 1, 2014

Page: 4  
 Printed: 5/23/2014 11:45:06 AM  
 Men / 80 / All Ages  
 Session: 07M

Rank	Num	Name	Gym							AA
27	1104	Andrew Mitchell (Reserve)	QLD	Diff: 4.200	3.800	3.200	3.000	4.100	2.600	
				Exec: 7.550	3.750	7.133	8.366	7.200	8.600	
				ND: -0.400	-1.500	_____	-0.100	_____	_____	
				Final: 11.350	6.050	10.333	11.266	11.300	11.200	61.499
				Place: 29	29	23	20	26	6*	27
28	1044	Adriaan Lustig	NSW	Diff: 3.700	2.500	2.300	2.800	3.300	1.600	
				Exec: 8.400	6.350	7.300	8.866	8.350	6.550	
				ND: _____	_____	-1.500	-0.100	_____	-1.500	
				Final: 12.100	8.850	8.100	11.566	11.650	6.650	58.916
				Place: 22T	25	30	15T	24	30	28
29	1103	Brodie Chaffey (Reserve)	QLD	Diff: 4.500	3.600	_____	3.900	3.100	1.900	
				Exec: 8.200	7.550	_____	8.600	8.950	8.550	
				ND: _____	_____	_____	-0.300	_____	_____	
				Final: 12.700	11.150	_____	12.200	12.050	10.450	58.550
				Place: 13	12T	31	9T	14T	18	29
30	1047	Max Cridland (Reserve)	NSW	Diff: 3.800	2.000	2.400	2.000	2.900	2.300	
				Exec: 7.300	4.900	7.766	8.666	8.850	6.800	
				ND: _____	-1.500	_____	_____	_____	_____	
				Final: 11.100	5.400	10.166	10.666	11.750	9.100	58.182
				Place: 30	30	25	28T	22T	28	30
31	1019	Lachlan Puzey	ACT	Diff: 4.000	_____	3.200	3.600	_____	_____	
				Exec: 8.350	_____	8.466	8.133	_____	_____	
				ND: _____	_____	_____	_____	_____	_____	
				Final: 12.350	_____	11.666	11.733	_____	_____	35.749
				Place: 16T	31	9T	12	31	31	31