

2105 MAG National Clubs Division B Day 1

Meet Results

Sep 17-23, 2015







Page: 1

Printed: 9/17/2015 5:18 PM

Men / DB / All Ages

Session: 03M







Judge's Signatures

Rank	Num	Name	Gym							AA
1	191	Jack Elliott	Gold Coast	Diff: 4.100	2.600	2.100	3.900	3.500	3.100	
				Exec: 8.650	8.950	9.300	9.300	9.000	9.450	
				ND: -0.100						
				Final: 12.650	11.550	11.400	13.200	12.500	12.550	73.850
				Place: 6	5	10	2	8*	2	1
2	242	Nathan Drabbe	Manly	Diff: 4.300	3.300	2.700	3.100	4.100	2.500	
				Exec: 8.150	8.900	8.900	8.900	9.250	9.450	
				ND:						
				Final: 12.450	12.200	11.600	12.000	13.350	11.950	73.550
				Place: 8T	2T	5T	6T	1	4	2
3	189	Jack Cartwright	Gold Coast	Diff: 4.200	2.600	2.100	3.100	3.500	2.400	
				Exec: 9.300	8.800	9.600	9.200	9.050	9.450	
				ND:						
				Final: 13.500	11.400	11.700	12.300	12.550	11.850	73.300
				Place: 1	8*	3T	4	7	5T	3
4	262	CARLO CASIS	Penrith	Diff: 4.500	2.300	3.000	4.000	4.000	2.500	
				Exec: 7.950	8.400	8.100	9.600	9.050	9.550	
				ND:						
				Final: 12.450	10.700	11.100	13.600	13.050	12.050	72.950
				Place: 8T	15	15	1	2	3	4
5	285	Kaleb Carson	Super Performance	Diff: 4.100	3.900	2.700	2.000	3.500	2.500	
				Exec: 8.450	9.050	9.050	9.100	8.250	9.350	
				ND:						
				Final: 12.550	12.950	11.750	11.100	11.750	11.850	71.950
				Place: 7	1	2	18	17	5T	5
6	243	THOMAS MOUNTSTEPHENS	Manly	Diff: 3.200	2.600	2.600	2.100	3.800	2.500	
				Exec: 8.850	9.050	9.250	9.200	8.700	9.250	
				ND:						
				Final: 12.050	11.650	11.850	11.300	12.500	11.750	71.100
				Place: 15	4	1	13T	8T	7	6
7	283	Kiarn Barry	Super Performance	Diff: 4.100	2.600	2.600	3.300	4.000	2.500	
				Exec: 8.200	8.250	9.000	8.700	8.850	8.950	
				ND:						
				Final: 12.300	10.850	11.600	12.000	12.850	11.450	71.050
				Place: 11T	13	5T	6T	4	14*	7
8	193	Cato Sibthorpe	Gold Coast	Diff: 4.100	3.000	2.000	3.100	3.900	3.100	
				Exec: 8.750	7.300	9.050	8.300	8.750	9.600	
				ND:						
				Final: 12.850	10.300	11.050	11.400	12.650	12.700	70.950
				Place: 5	16	16	10T	5	1	8
9	190	Liam Davis	Gold Coast	Diff: 3.300	2.600	2.100	3.100	3.500	2.400	
				Exec: 8.500	8.900	9.350	7.900	9.000	9.300	
				ND:						
				Final: 11.800	11.500	11.450	11.000	12.500	11.700	69.950
				Place: 18	6	9	19T	8*	8	9
10	288	Eddie Thompson	Super Performance	Diff: 3.200	2.600	2.500	2.100	3.700	2.300	
				Exec: 9.200	8.500	8.850	9.400	8.200	9.300	
				ND:						
				Final: 12.400	11.100	11.350	11.500	11.900	11.600	69.850
				Place: 10	11	11T	8T	15	9	10

2105 MAG National Clubs Division B Day 1

Meet Results







Sep 17-23, 2015

Rank	Num	Name	Gym							AA
11	244	WARNER PARSONS	Manly	Diff: 3.100	3.700	2.500	2.000	3.800	2.400	
				Exec: 8.900	7.650	9.200	9.000	8.450	9.050	
				ND: _____	_____	_____	_____	_____	_____	
				Final: 12.000	11.350	11.700	11.000	12.250	11.450	69.750
				Place: 16	10	3T	19*	13	14T	11
12	141	Lachlan Hayward	Canberra	Diff: 3.000	3.200	3.000	2.000	3.800	2.500	
				Exec: 7.800	8.250	8.000	9.400	9.100	8.950	
				ND: _____	_____	_____	_____	_____	_____	
				Final: 10.800	11.450	11.000	11.400	12.900	11.450	69.000
				Place: 25	7	17	10T	3	14*	12
13T	239	AUSTEN ARMSTRONG	Manly	Diff: 4.000	2.100	1.900	3.100	3.900	2.300	
				Exec: 8.900	7.550	9.150	9.300	8.700	9.200	
				ND: _____	_____	-1.500	_____	_____	_____	
				Final: 12.900	9.650	9.550	12.400	12.600	11.500	68.600
				Place: 3T	22T	24	3	6	12T	13T
13T	284	Jack Burt	Super Performance	Diff: 3.600	2.700	2.300	2.000	4.100	2.600	
				Exec: 8.700	8.050	8.300	9.000	8.300	8.950	
				ND: _____	_____	_____	_____	_____	_____	
				Final: 12.300	10.750	10.600	11.000	12.400	11.550	68.600
				Place: 11T	14	20	19*	11T	10T	13T
15	142	William Kirk	Canberra	Diff: 4.200	1.700	2.200	2.000	3.500	2.400	
				Exec: 9.000	8.200	7.500	9.500	8.000	9.150	
				ND: _____	_____	_____	_____	_____	_____	
				Final: 13.200	9.900	9.700	11.500	11.500	11.550	67.350
				Place: 2	19	22	8T	19	10T	15
16	139	Callum Burden	Canberra	Diff: 4.200	2.000	2.200	3.300	3.500	2.400	
				Exec: 8.700	7.400	8.000	8.800	7.600	9.100	
				ND: _____	_____	_____	_____	_____	_____	
				Final: 12.900	9.400	10.200	12.100	11.100	11.500	67.200
				Place: 3T	25	21	5	21	12T	16
17	221	Declan Anning	Kingborough	Diff: 3.300	2.000	2.100	2.000	2.900	1.800	
				Exec: 8.600	7.500	9.500	9.200	8.650	9.500	
				ND: _____	_____	_____	_____	_____	_____	
				Final: 11.900	9.500	11.600	11.200	11.550	11.300	67.050
				Place: 17	24	5T	16*	18	17	17
18	222	Harry Driessen	Kingborough	Diff: 2.500	2.100	2.000	2.000	2.900	1.800	
				Exec: 8.650	7.700	9.300	8.900	8.900	8.350	
				ND: _____	_____	_____	_____	_____	_____	
				Final: 11.150	9.800	11.300	10.900	11.800	10.150	65.100
				Place: 23	20	13T	23*	16	19	18
19	192	Liam Georgilopoulos	Gold Coast	Diff: 3.100	2.600	2.200	2.000	2.900	2.400	
				Exec: 7.800	8.800	8.700	8.900	7.950	7.300	
				ND: _____	_____	_____	_____	_____	_____	
				Final: 10.900	11.400	10.900	10.900	10.850	9.700	64.650
				Place: 24	8*	18T	23*	23	21	19
20	188	Samuel Brinkman	Gold Coast	Diff: 3.900	2.600	1.400	2.000	3.400	2.300	
				Exec: 7.750	8.300	8.400	9.300	7.950	6.850	
				ND: _____	_____	-1.500	_____	_____	_____	
				Final: 11.650	10.900	8.300	11.300	11.350	9.150	62.650
				Place: 20	12	27	13*	20	23	20

2105 MAG National Clubs Division B Day 1

Meet Results

Sep 17-23, 2015

Rank	Num	Name	Gym							AA
21	144	Neel Paranjape	Canberra	Diff: 2.900	2.700	2.100	2.000	3.000	2.300	
				Exec: 8.600	7.400	7.250	9.000	7.050	8.300	
				ND: _____	_____	_____	_____	_____	_____	
				Final: 11.500	10.100	9.350	11.000	10.050	10.600	62.600
				Place: 21	17	25	19*	25	18	21
22	140	Robert Dames	Canberra	Diff: 2.800	1.500	2.100	2.000	2.900	2.000	
				Exec: 8.650	6.200	6.650	9.300	7.500	7.300	
				ND: _____	_____	_____	_____	_____	_____	
				Final: 11.450	7.700	8.750	11.300	10.400	9.300	58.900
				Place: 22	26	26	13*	24	22	22
23	286	Cy Dacey	Super Performance	Diff: 3.400	3.600	2.100	2.100	3.700	_____	
				Exec: 8.300	8.600	8.800	8.800	8.700	_____	
				ND: _____	_____	_____	_____	_____	_____	
				Final: 11.700	12.200	10.900	10.900	12.400	_____	58.100
				Place: 19	2T	18T	23T	11T	24*	23
24	287	Kynan Hosie	Super Performance	Diff: 3.200	2.100	2.200	2.000	2.900	_____	
				Exec: 9.050	7.600	9.300	9.200	8.050	_____	
				ND: _____	_____	_____	_____	_____	_____	
				Final: 12.250	9.700	11.500	11.200	10.950	_____	55.600
				Place: 13	21	8	16*	22	24*	24
25	241	ETHAN CARLILE	Manly	Diff: 3.000	_____	2.200	2.100	2.500	_____	
				Exec: 9.200	_____	9.100	9.300	9.450	_____	
				ND: _____	_____	_____	_____	_____	_____	
				Final: 12.200	_____	11.300	11.400	11.950	_____	46.850
				Place: 14	27	13T	10T	14	24*	25
26	240	LACHLAN CAMERON	Manly	Diff: _____	2.000	2.100	2.000	_____	2.300	
				Exec: _____	7.650	9.250	8.800	_____	7.800	
				ND: _____	_____	_____	_____	_____	_____	
				Final: _____	9.650	11.350	10.800	_____	10.100	41.900
				Place: 26*	22T	11T	26	27	20	26
27	143	Conall Minchin	Canberra	Diff: _____	2.500	2.200	_____	3.500	_____	
				Exec: _____	7.550	7.400	_____	6.200	_____	
				ND: _____	_____	_____	_____	_____	_____	
				Final: _____	10.050	9.600	_____	9.700	_____	29.350
				Place: 26*	18	23	27	26	24*	27